



CURSO INGLÉS (A2)

#disfrutaaaprendiendo



UNIT 1: WELCOME!

#disfrutaaprendiendo



WHAT ARE WE GOING TO LEARN?

GRAMMAR

- Verb 'to be'
- subject pronouns
- possessive adjectives

WRITING

- Filling up a form

VOCABULARY

- Numbers
- Countries and nationalities
- Classroom language

SPEAKING

- Talking about personal information

#disfrutaaprendiendo

Academia
MÉTODO



GRAMMAR

#disfrutaaaprendiendo



1. GRAMMAR

VERB 'TO BE' (SER/ESTAR) AND SUBJECT PRONOUNS

I = YO
YOU = TÚ
HE = ÉL
SHE = ELLA
IT = ESO (COSAS)
WE = NOSOTROS/AS
YOU = VOSOTROS/AS
THEY = ELLOS/AS

- My brother and my mother = they
- My teacher = she

Affirmative	
Long form	Short form
I am	I'm
You are	You're
He is	He's
She is	She's
It is	It's
We are	We're
You are	You're
They are	They're

3rd
person
singular

#disfrutaaprendiendo



SUBJECT	TO BE + NOT	EXAMPLES
I	am not 'm not	I'm not in the kitchen. (yo) No estoy en la cocina.
You	are not 're not aren't	You're not very intelligent. (tú) No eres muy inteligente.
He	is not 's not isn't	He's not at work. (él) No está en el trabajo.
She		She's not my wife. (ella) No es mi mujer.
It		It's not for kids. (ello) No es para niños.
We	are not 're not aren't	We're not strong. (nosotros/as) No somos fuertes.
You		You're not students. (vosotros/as) No sois estudiantes.
They		They're not on holiday. (ellos/as) No están de vacaciones.



aprendiendo

TO BE	SUBJECT	EXAMPLES
Am	I...?	Am I in the kitchen? (yo) ¿ Estoy en la cocina?
Are	you...?	Are you very intelligent? (tú) ¿ Eres muy inteligente?
Is	he...?	Is he at work? (él) ¿ Está en el trabajo?
	she...?	Is she my wife? (ella) ¿ Es mi mujer?
	it...?	Is it for kids? (ello) ¿ Es para niños?
Are	we...?	Are we strong? (nosotros/as) ¿ Somos fuertes?
	you...?	Are you students? (vosotros/as) ¿ Sois estudiantes?
	they...?	Are they on holiday? (ellos/as) ¿ Están de vacaciones?



rendiendo

POSSESSIVE ADJECTIVES

SUBJECT PRONOUN

I	I have a shirt.
YOU	You have a book.
HE	He has a pillow.
SHE	She has a dog.
IT	It has a bone.
WE	We have a bird.
YOU	You have a house.
THEY	They have a car.

POSSESSIVE ADJECTIVE

MY	My shirt is green.
YOUR	Your book is new.
HIS	His pillow is soft.
HER	Her dog is small.
ITS	Its bone is old.
OUR	Our bird is noisy.
YOUR	Your house is big.
THEIR	Their car is slow.

© Woodward Education

#disfrutaaaprendiendo

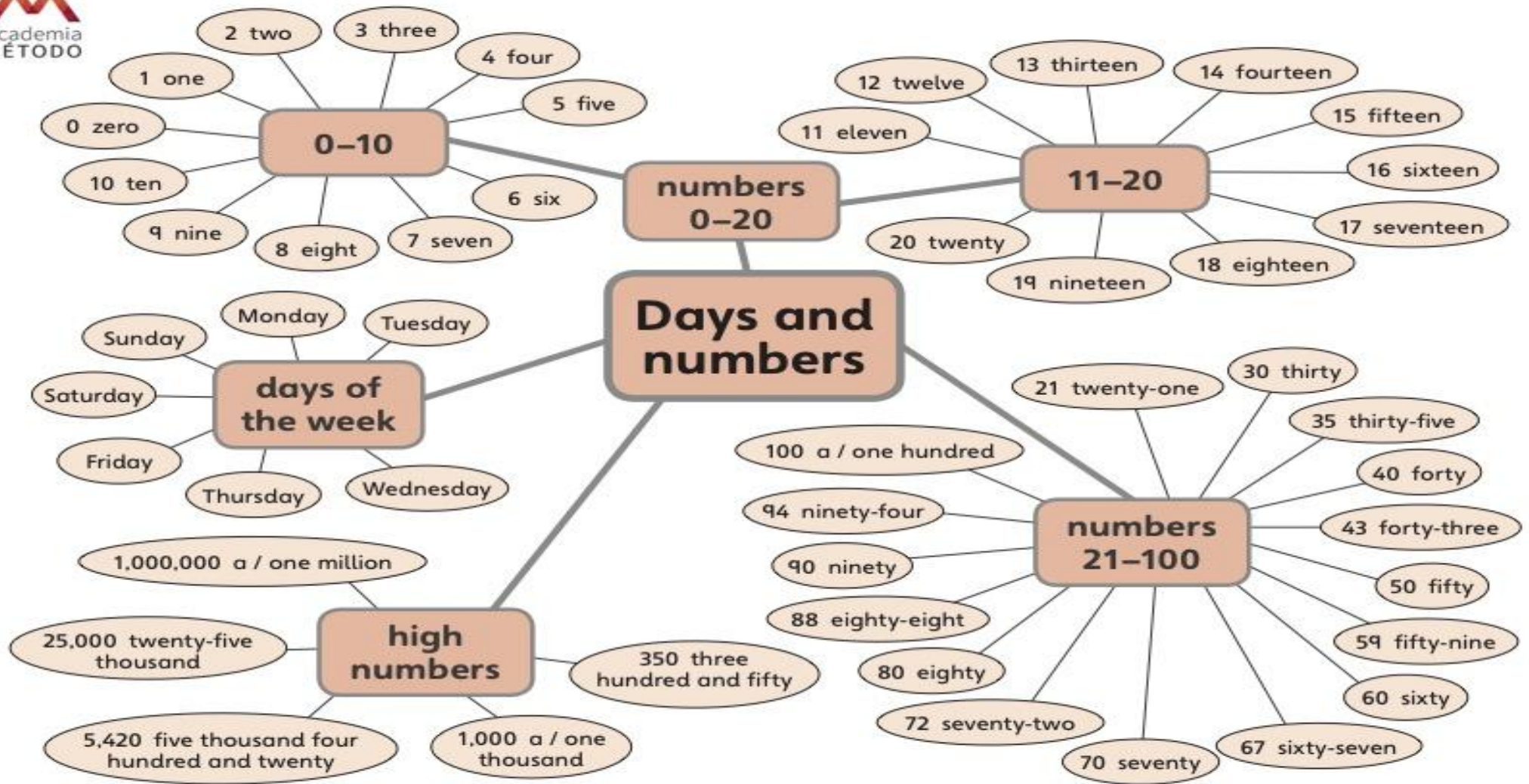


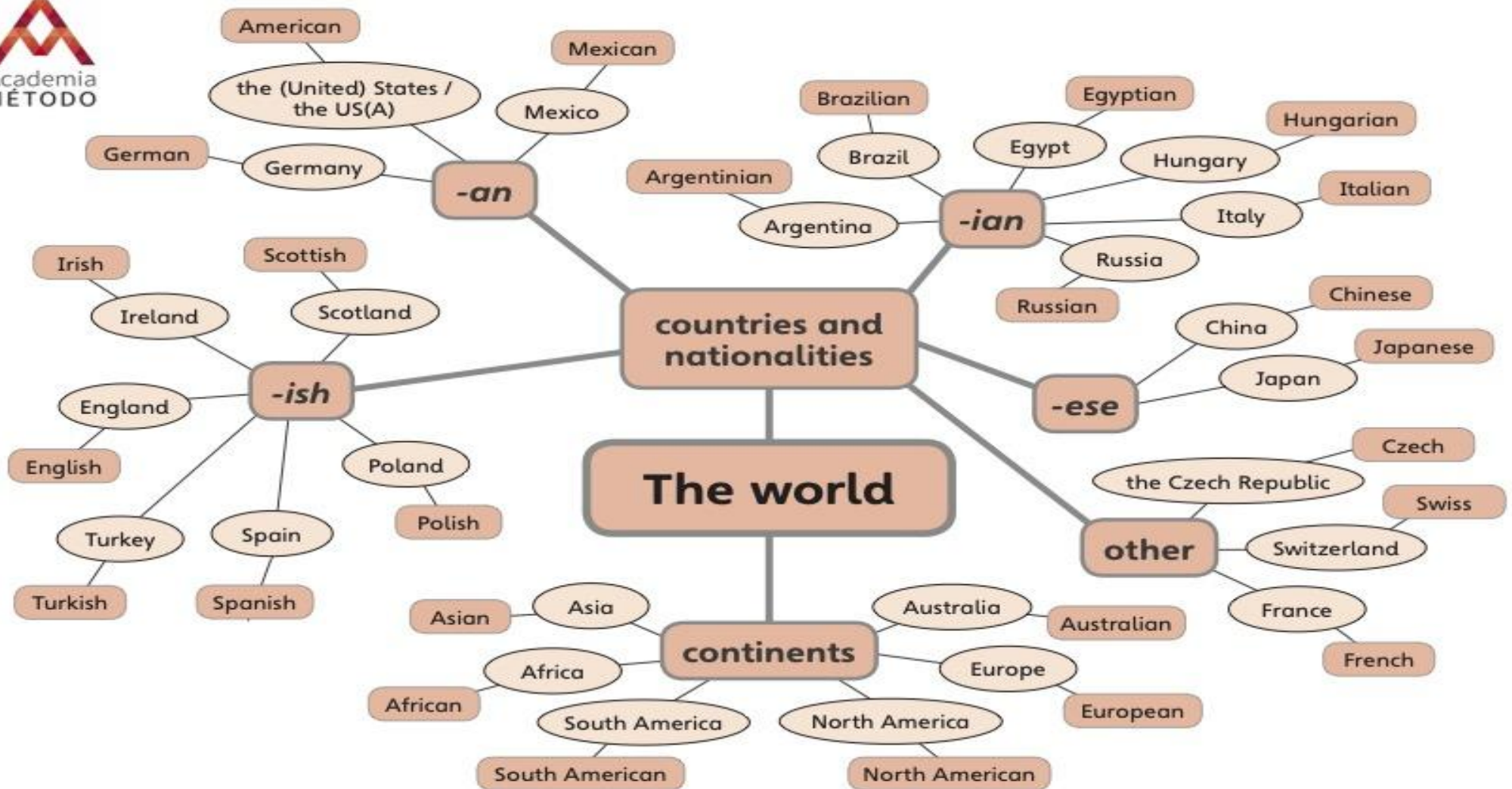


VOCABULARY

#disfrutaaaprendiendo







Classroom language


The teacher says

- ☐ Open your books, please.
- ☐ Go to page 84.
- ☐ Do exercise a.
- ☐ Read the text.
- ☒ 1 Look at the board.
- ☐ Close the door.
- ☐ Work in pairs (or groups).
- ☐ Answer the questions.
- ☐ Listen and repeat.
- ☐ Stand up.
- ☐ Sit down.
- ☐ Turn off your phone.
- ☐ Please stop talking!



You say

- ☐ Sorry, can you repeat that, please?
- ☒ 14 Sorry I'm late.
- ☐ I don't understand.
- ☐ Can I have a copy, please?
- ☐ How do you spell it?
- ☐ I don't know.
- ☐ How do you say gato in English?
- ☐ Can you help me, please?
- ☐ What page is it?





WRITING

#disfrutaaaprendiendo



3. WRITING: FILLING UP A FORM



Capital letters

In English these words start with a CAPITAL letter.

- names and surnames **Melissa Rogers**
- continents, countries, nationalities, and languages **Europe, France, French**
- towns and cities **New York**
- days of the week **Monday**
- the first word in a sentence **Her father is from Milan.**
- the pronoun **I** **She's Russian and I'm Mexican.**

#disfrutaaprendiendo



VISIT AND SHORT STAY (VISAF2)
Visa application form for a visitor or student

About you

First name

Surname (Family name)

Mr / Mrs / Ms

Date of birth

Gender ☐ male ☐ female

Marital status

☐ married ☐ single ☐ divorced ☐ separated

Nationality

Place of birth: country

town / city

Contact details Home address and postcode

Email address

Phone number:





home (landline)

mobile

Passport / Identity card number



rutaaprendiendo

Mr.	Mrs.	Miss	Ms.
<ul style="list-style-type: none"> Pronounced "mister" usually used with a man's last name. For example: "Please give this to Mr. Smith." It is not possible to know if the man is married or single. 	<ul style="list-style-type: none"> Pronounced "misses" usually used with a woman's last name. For example: "Please give this to Mrs. Smith." Used to refer to a married woman. 	<ul style="list-style-type: none"> Pronounced "miss" usually used with a woman's last name. For example: "Please give this to Miss Smith." Used to refer to a single woman. 	<ul style="list-style-type: none"> Pronounced "mizz" usually used with a woman's last name. For example: "Please give this to Ms. Smith." It is not possible to know if the woman is married or single.
			

#disfrutaaprendiendo





SPEAKING

#disfrutaaaprendiendo



4. SPEAKING: GIVING PERSONAL INFORMATION

Names

What is your name?

My name is _____.

What is your surname / last name?

My surname / last name is _____.

Do you have a nickname?

Yes, my nickname is _____ or No,
I don't.

Work & Occupation

What do you do?

I am a _____.

Where do you work?

I work at _____.

Do you like your job?

Yes, I do. or No, I don't.

Why do you like your job?

I like my job because _____.

Marital Status

Are you married / single?

Yes, I am. *or* No I'm not.

Do you have a boyfriend / girlfriend?

Yes, I do. *or* No, I don't.

What is your partner's name?

My partner's name is _____.

Family

Do you have any children?

Yes, I have _____ children. *or*
No, I don't

What are their names?

Their names are _____.

How many brothers and sister do you have?

I have _____ brothers and _____ sisters.

#disfrutaaprendiendo



Age

How old are you?

I am _____ years old.

When is your birthday?

My birthday is on the _____ of
_____.

Where were you born?

I was born in _____.

Contact Information

Where are you from?

I am from _____.

What is your address?

My address is _____.

What is your phone number?

My phone number is _____.

Who do you live with?

I live with my _____.

What is your e-mail address?

My e-mail address is _____.

#disfrutaaprendiendo

Academia
MÉTODO

THANK YOU FOR YOUR ATTENTION



EDITED BY: ACADEMIA MÉTODO

#disfrutaaprendiendo

