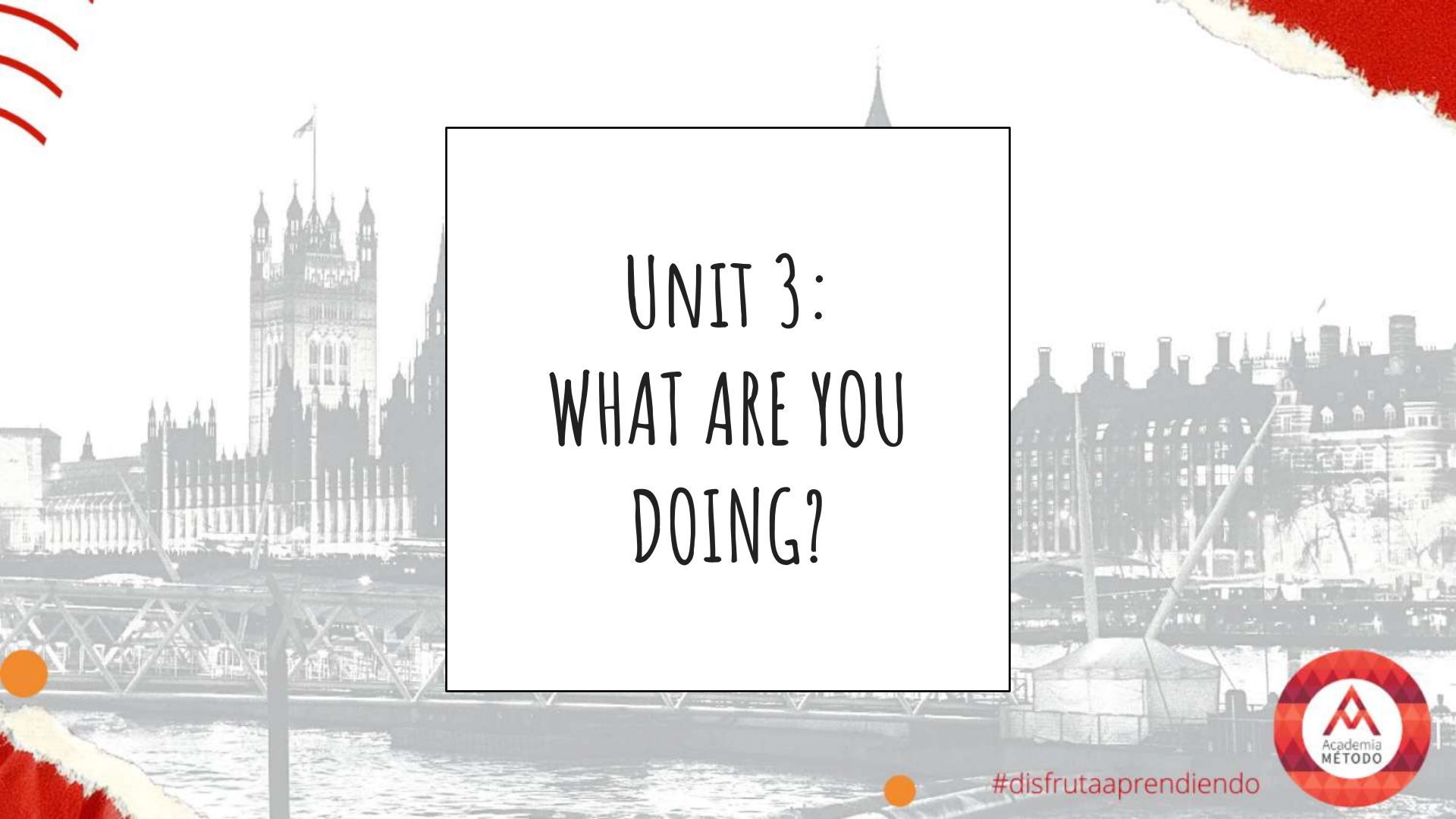




CURSO INGLÉS (A2)

#disfrutaaprendiendo





UNIT 3: WHAT ARE YOU DOING?

#disfrutaaprendiendo





GRAMMAR

#disfrutaaaprendiendo



WHAT ARE WE GOING TO LEARN?

GRAMMAR

→ CAN/CAN'T

→ PRESENT CONTINUOUS

→ PRESENT SIMPLE OR PRESENT CONTINUOUS?




#disfrutaaprendiendo



1. GRAMMAR

CAN/CAN'T

- 1 I **can** sing, but I **can't** dance.  5.5
- 2 I **can** come on Tuesday,
but I **can't** come on Wednesday.
- 3 You **can** park here. You **can't** park there.
- 4 Can you help me? Can I open the window?

- can + infinitive has different meanings:
 - 1 I can (sing) = I know how to.
I can't (dance) = I don't know how to.
 - 2 I can (come) = It's possible for me.
I can't (come) = It's not possible for me.
 - 3 You can (park here) = It's OK. / It's permitted.
You can't (park here) = It's not OK. / It's not permitted.
 - 4 Can you (help me)? = Please do it.
Can I (open the window)? = Is it OK if I do it?

- HABILIDAD
- POSIBILIDAD
- PERMISO

CAN/CAN'T

+			-		
I / You / He / She / It / We / They	can	swim. come. help.	I / You / He / She / It / We / They	can't	swim. come. help.
?		+	-		
Can	I / you / he / she / it / we / they	swim? come? help?	Yes,	I / you / he / she / it / we / they	can.
			No,	I / you / he / she / it / we / they	can't.

- CAN NO PUEDE VARIAR → CANS X
- EL VERBO QUE SIGUE DEBE IR EN INFINITIVO SIN 'TO' → I CAN SWIMMING X

PRESENT CONTINUOUS

<input type="checkbox"/>	<input type="checkbox"/>	
I'm You're He / She / It's We're They're	I'm not You aren't He / She / It isn't We aren't They aren't	having a party.

<input type="checkbox"/>	<input checked="" type="checkbox"/>	<input checked="" type="checkbox"/>
Am I Are you Is he / she / it Are we Are they	having a party? Yes,	I am. you are. he / she / it is. we are. they are. No, I'm not. you aren't. he / she / it isn't. we aren't. they aren't.

SUBJECT + 'TO BE' + VERB
IN -ING

SPELLING:

- DECIDE → DECID**ING**
- CRY → CRY**ING**
- STOP → STOP**ING**

WHEN DO WE USE THE PRESENT CONTINUOUS?

→ To talk about things happening at the moment of speaking

e.g. I'm working at the moment

→ To talk about temporary actions

*e.g. I'm working at home **this week***

PRESENT SIMPLE OR PRESENT CONTINUOUS?

PRESENT SIMPLE

→ To talk about permanent actions or situations

I live in a flat

→ With frequency adverbs (habits and routines)

I usually play football on Saturdays

PRESENT CONTINUOUS

→ To talk about temporary situations

I'm living in a flat this week

→ To talk about things happening at the moment

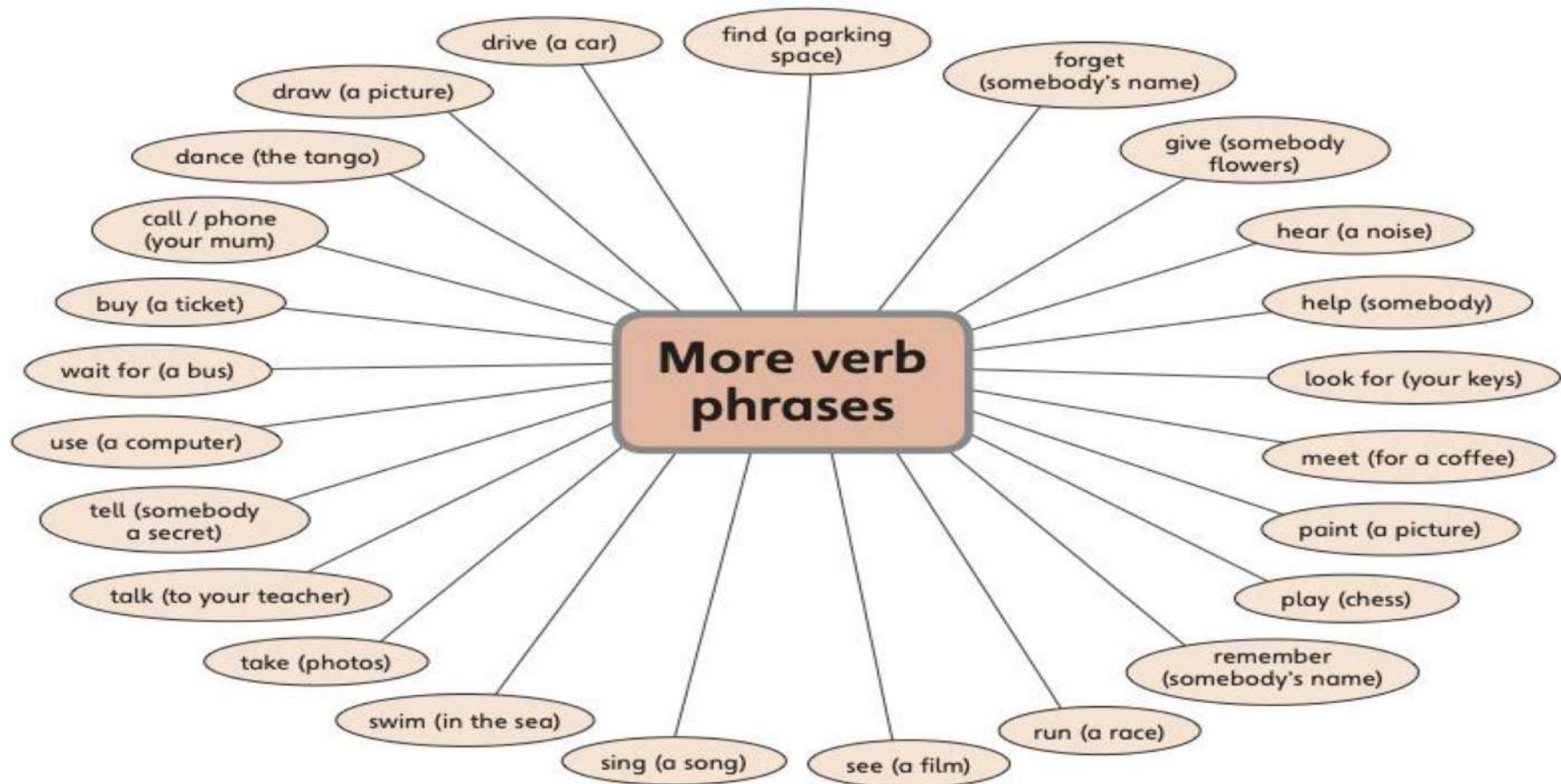
I'm playing football now



VOCABULARY

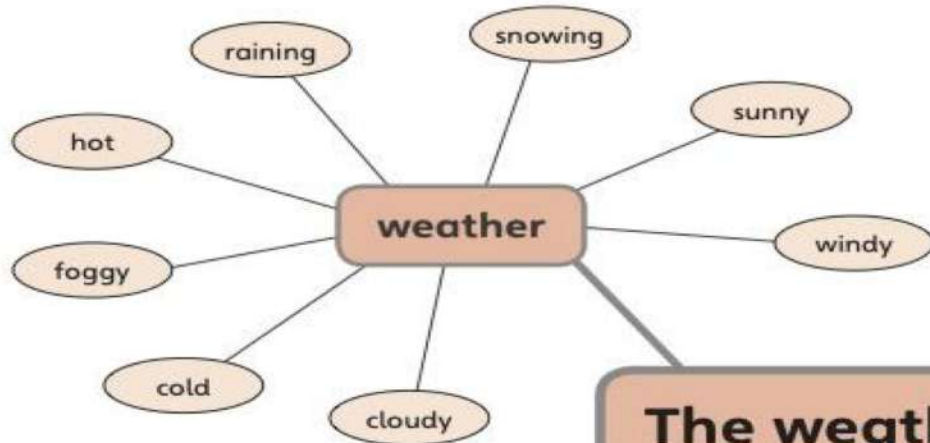
#disfrutaaprendiendo







IT'S + WEATHER



The weather

the four seasons



It's cloudy = está nublado
It's hot = hace calor



WRITING

#disfrutaaprendiendo



3. WRITING A POST ON SOCIAL MEDIA

GENERAL GUIDELINES:

- Use the present simple and present continuous
- Include the date
- Describe what you are doing, weather, and things around you.
- Use exclamation marks and short sentences.

1

Thur 8 Jun

Do you like my new boots? They're from Camden Market, and I'm wearing them for the first time. I love English fashion!

11.10am

2

Thur 8 Jun

I'm sitting at a café in Covent Garden and watching the amazing street artists. It's quite cold for September, but it isn't raining! Covent Garden is full of tourists (like me!).

2.15pm

3

Fri 9 Jun

Beautiful weather today – the sun's shining! I'm on a boat on the Thames – great views of London buildings.

10.30am

4

Fri 9 Jun

I'm having a typical English lunch at a pub – fish and chips. It's OK, but I prefer Italian food, of course!

1.20pm

5

Fri 9 Jun

I'm at the Emirates Stadium with tickets for the Arsenal–Man City match! I usually support Roma, but I'm supporting Arsenal today.

7.15pm





SPEAKING

#disfrutaaprendiendo



4. SPEAKING: DESCRIBING A PHOTOGRAPH

1. This picture shows.../In this picture we can see...

2. Who can you see?

3. Where are they?

4. What are they doing?
*use the present continuous

5. What are they wearing?
*use the present continuous

6. What else?

7. Guessing

6. What else?

in the upper
left-hand corner

at the top

in the top
right-hand corner

in the background

on the
left

in the centre / middle

on the
right

in the lower half

in the
foreground

at the bottom

#disfrutaaprendiendo





#disfrutaaaprendiendo



THANK YOU FOR YOUR ATTENTION



EDITED BY: ACADEMIA MÉTODO

#disfrutaaprendiendo

